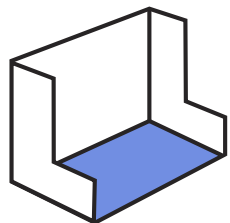
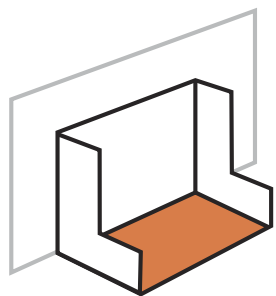
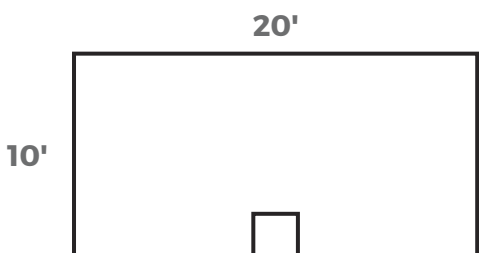


8 TYPES OF LARGE EXHIBITS

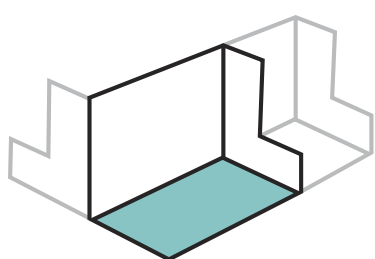
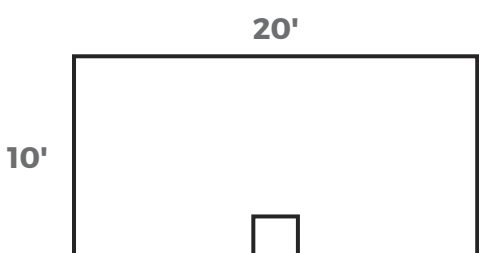
LARGE EXHIBITS are roomy in size and GIANT on impact. Here are eight common types.



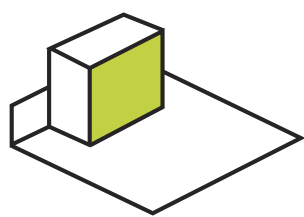
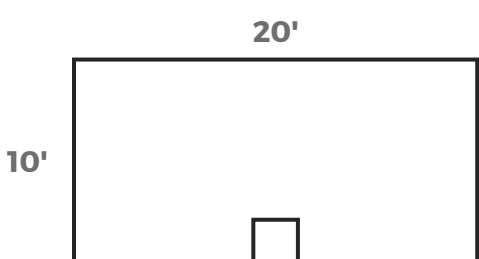
1. LARGE INLINE EXHIBITS are set up back-to-back and side-to-side, allowing exhibitors to talk to attendees in front of them and collaborate with booths beside them. Large inline booths are typically 10' x 20'.



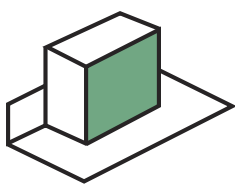
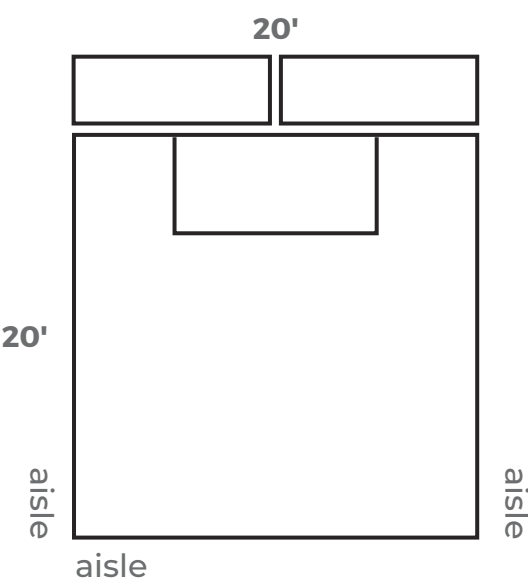
2. PERIMETER EXHIBITS have a similar setup to inline trade show booths as they are set up side-to-side. However, perimeter booths have a wall behind them for display. Large perimeter exhibits are at least 10' x 20'.



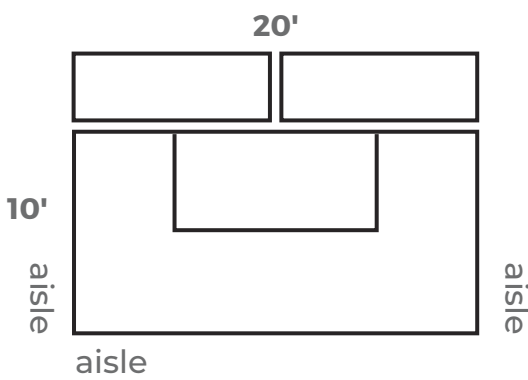
3. CORNER EXHIBITS are placed on the end of an aisle and provide attendee access on horizontal and vertical sides. These tend to have more foot traffic than inline or perimeter placements. Large corner exhibits are typically at least 10' x 20'.



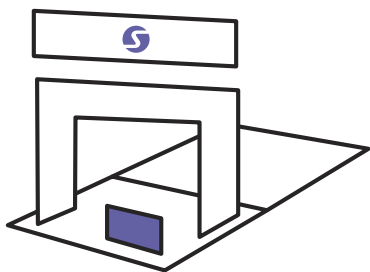
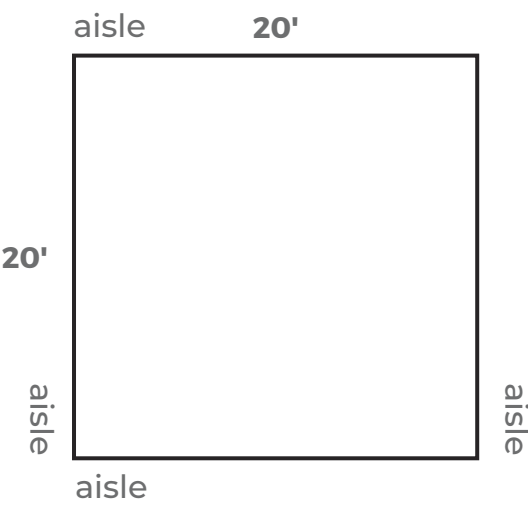
4. PENINSULA EXHIBITS provide a large amount of space for display with three open sides. The two types of peninsulas are those against an inline booth and those against another peninsula booth. Peninsula booths are 20' x 20' or larger.



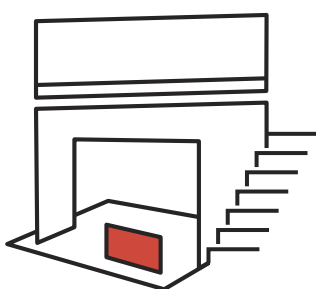

5. END-CAP EXHIBITS are inline booths set in the position of a peninsula exhibit. They have three open sides and two inline exhibits behind. End-cap exhibits are generally 10' x 20'.



6. ISLAND EXHIBITS are open on four sides and provide great exposure. They maximize visual space and offer a flexible layout. Islands tend to attract the most attention and are usually 20' x 20' in footprint.



7. SPLIT ISLAND EXHIBITS are spacious with three open sides. It consists of two traditional island exhibits against one another, creating a large footprint with great flexibility. Height is usually set at maximum floor height with no sightline limitations.



8. DOUBLE-DECKER BOOTHS are two-story exhibits. Often, the second level, which covers only a portion of the first level, is used for private client meetings, reception events, or relaxation space. Double-deckers work in a variety of large exhibit spaces.

